

# UNIVERSITY ADMISSION

## CHAPTER 2

---

University Admission means selection of students by the UGC for registration to undergraduate courses of the Universities and Higher Educational Institutes (HEIs) established under the Universities Act.

This Chapter presents the summary of undergraduate students selected to said Universities & HEIs for the Academic Year 2020/2021 based on the results of the G.C.E (A/L) Examination held in 2020, admitted in 2021.

The G.C.E (A/L) examination in the year 2020 was held under two syllabuses: old syllabus and new syllabus which is introduced in G.C.E(A/L) 2019. Accordingly, UGC decided to consider the students who sat for the G.C.E (A/L) examination, 2020 under new syllabus and old syllabus as two distinct populations as directed by the Supreme Court in SC(FR) Application No. 29/2012.

Table 02 - 01

**NUMBER OF CANDIDATES QUALIFYING AND SELECTED TO UNDERGRADUATE COURSES OF THE HIGHER EDUCATIONAL INSTITUTIONS : Academic Years 2017/2018 - 2020/2021**  
(Universities and HEIs established under the Universities Act.)

Year of GCE (A/L)		2017			2018			2019			2020		
Year of Admission		2017/2018			2018/2019			2019/2020			2020/2021		
Subject Stream		No. Qualified <sup>(1)</sup>	No. Admitted <sup>(2)</sup>	Percentage	No. Qualified <sup>(1)</sup>	No. Admitted <sup>(3)</sup>	Percentage	No. Qualified <sup>(1)</sup>	No. Admitted <sup>(4)</sup>	Percentage	No. Qualified <sup>(1)</sup>	No. Admitted <sup>(5)</sup>	Percentage
	Arts	Total	68,534	9,923	14.48	69,173	10,400	15.03	72,659	12,009	16.53	78,937	12,829
Female		52,922	8,196	15.49	54,330	8,699	16.01	57,480	10,147	17.65	62,109	10,712	17.25
Commerce	Total	39,265	6,179	15.74	36,322	6,020	16.57	40,206	7,807	19.42	40,953	7,904	19.30
	Female	23,130	3,938	17.03	21,906	4,016	18.33	24,036	5,199	21.63	24,838	5,349	21.54
Physical Science	Total	17,593	5,787	32.89	18,538	5,707	30.79	20,026	7,874	39.32	22,810	8,194	35.92
	Female	6,231	1,772	28.44	6,686	1,729	25.86	7,491	2,607	34.80	8,656	2,731	31.55
Biological Science	Total	25,185	6,889	27.35	27,422	7,014	25.58	29,054	9,805	33.75	27,466	10,438	38.00
	Female	18,220	4,783	26.25	20,068	4,850	24.17	21,510	6,979	32.45	20,539	7,552	36.77
Engineering Technology	Total	6,169	1,309	21.22	8,108	1,361	16.79	10,091	2,095	20.76	13,019	2,233	17.15
	Female	864	179	20.72	1,036	205	19.79	1,425	333	23.37	2,088	418	20.02
Biosystems Technology	Total	4,303	958	22.26	6,091	994	16.32	6,718	1,506	22.42	8,156	1,609	19.73
	Female	3,110	727	23.38	4,355	738	16.95	4,874	1,205	24.72	5,919	1,261	21.30
Other <sup>(6)</sup>	Total	2,111	370	17.53	2,338	385	16.47	2,452	545	22.23	3,025	675	22.31
	Female	1,215	174	14.32	1,263	169	13.38	1,304	238	18.25	1,504	278	18.48
Total	Total	<b>163,160</b>	<b>31,415</b>	<b>19.25</b>	<b>167,992</b>	<b>31,881</b>	<b>18.98</b>	<b>181,206</b>	<b>41,641</b>	<b>22.98</b>	<b>194,366</b>	<b>43,882</b>	<b>22.58</b>
	Female	<b>105,692</b>	<b>19,769</b>	<b>18.70</b>	<b>109,644</b>	<b>20,406</b>	<b>18.61</b>	<b>118,120</b>	<b>26,708</b>	<b>22.61</b>	<b>125,653</b>	<b>28,301</b>	<b>22.52</b>

**Note :**

- (1) All the candidates who attained the minimum requirements for admission to the universities at the GCE (A/L) Examination.
- (2) Excludes 36 students who admitted under Foreign intake and Teachers intake.
- (3) Excludes 21 students who admitted under Foreign intake and Teachers intake.
- (4) Excludes students who admitted under Special intake (excelled in fields other than studies), Foreign intake (28) and Teachers intake while including 510 additionally increased number.
- (5) Excludes 45 students who admitted under Foreign intake and Teachers intake.
- (6) "Other" refers to odd subject combinations introduced from GCE (A/L) 2011.

Chart - 01

### UNDERGRADUATE ADMISSIONS : Academic Year 2015/16 - 2020/21 (Universities and HEIs established under the Universities Act.)

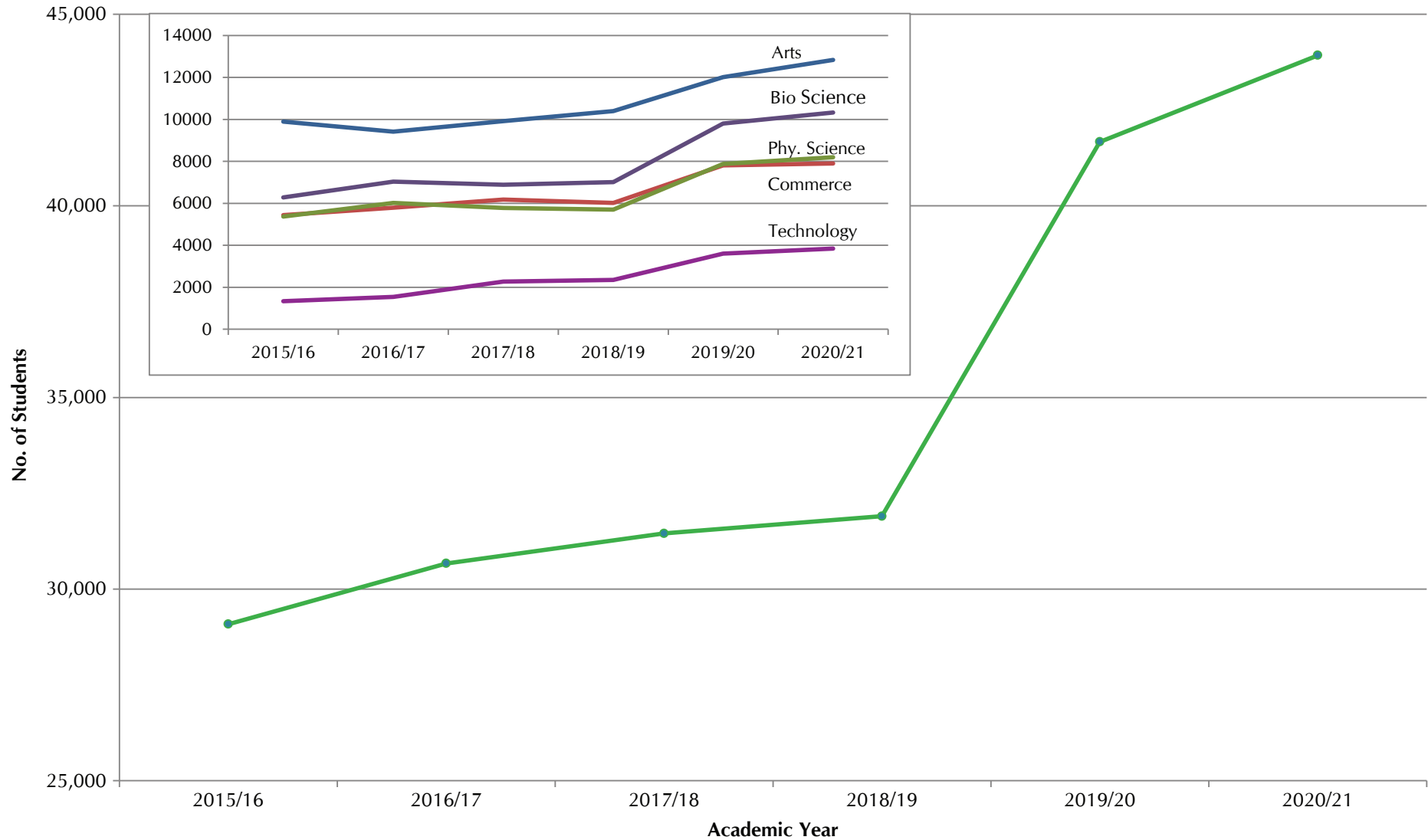


Chart - 02

## COMPOSITION OF STUDENT NUMBER ELIGIBLE TO ENTER AND SELECTED TO HIGHER EDUCATIONAL INSTITUTIONS : Academic Year 2018/19 - 2020/21

(Universities and HEIs established under the Universities Act.)

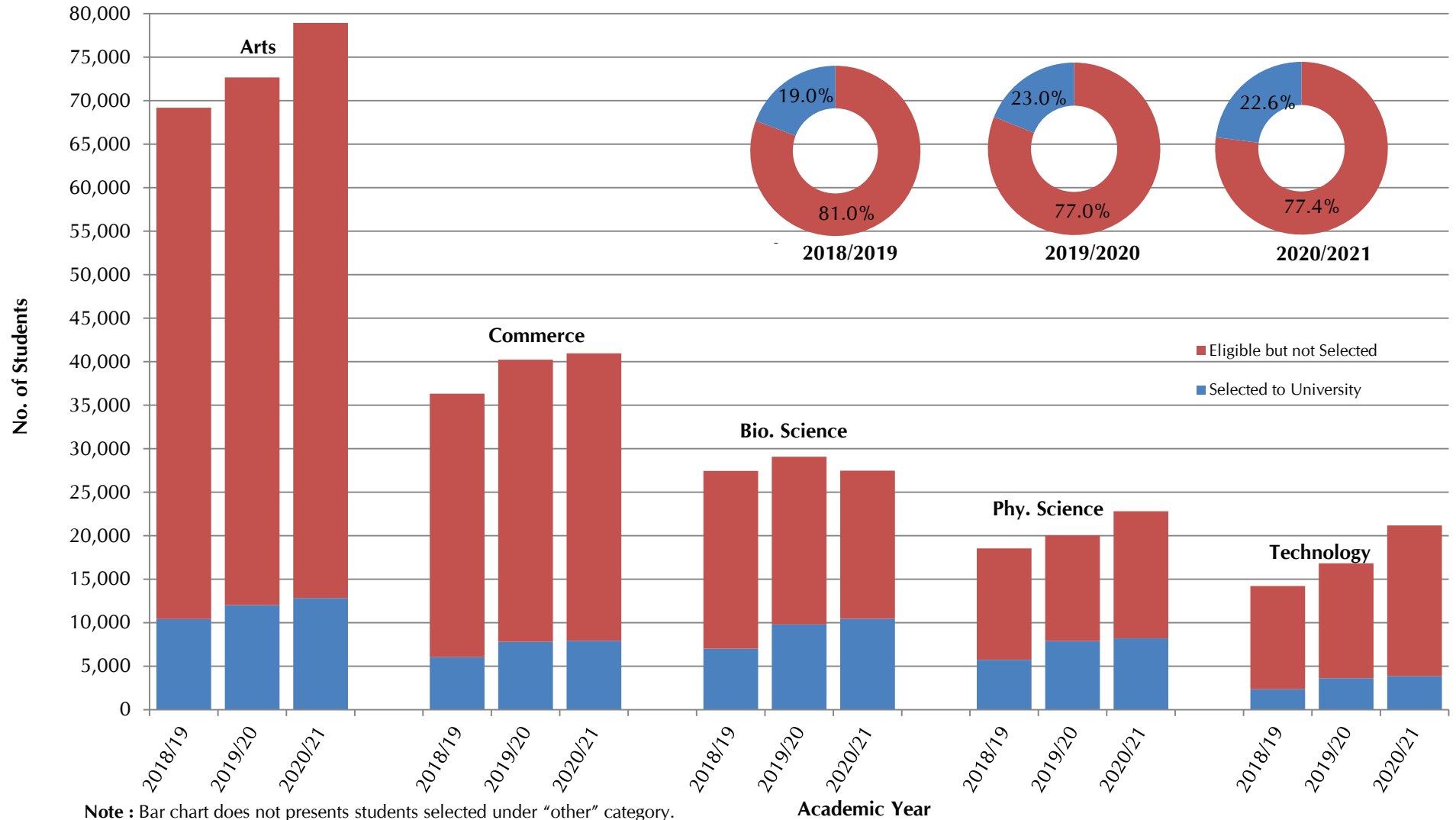


Table 02 - 02

**UNDERGRADUATE ADMISSIONS BY ACADEMIC PROGRAMME AND SEX : Academic Year 2020/2021**  
(Universities and HEIs established under the Universities Act.)

University/Campuses/HEI	Faculty/ Academic Programme	Sex	Colombo	Sri Palee Campus	Peradeniya	Sri Jayewardenepura	Kelaniya	Moratuwa	Jaffna	Ruhuna	Eastern	Trincomalee Campus	South Eastern	Rajarata	Sabaragamuwa	Wayamba	Uva	Visual and Performing Arts	Gampaha Wickramarachchi <sup>(4)</sup>	Vavuniya <sup>(4)</sup>	Institute of Indigenous Medicine	Swami Vipulananda Institute	University of Colombo School of Computing	Total
Arts	Female		776	197	1010	910	1419		850	704	622	200	761	489	356			586	61			275		9216
	Total		879	220	1221	1131	1655		1012	806	754	211	937	555	415			770	76			339		10981
Management	Female		476		122	774	465	96	280	453	129	214	122	374	385	431	258		45	259				4883
	Total		714		175	1177	695	163	420	651	186	268	179	537	518	624	348		73	355				7083
Commerce	Female				98	222			89		130		106											645
	Total				141	309			136		187		153											926
Law	Female		288		63				87															438
	Total		331		75				101															507
Science	Female		348		327	550	511		267	506	181	40	238	304	348	122	115			135				3992
	Total		695		660	938	922		561	923	344	106	395	478	653	269	243			254				7441
Medicine <sup>(5)</sup>	Female		124		152	130	117	67	106	179	71			138	79	102								1265
	Total		233		244	201	205	100	184	263	103			211	110	147								2001
Dental Surgery	Female				88	25																		113
	Total				133	34																		167
Veterinary Medicine	Female				94																			94
	Total				140																			140
Agriculture	Female				233	104			161	272	109			131	215	435	405		59					2124
	Total				326	136			224	360	135			181	293	555	602		70					2882
Engineering	Female				116	47		221	52	128			20											584
	Total				455	173		967	196	522			115											2428

Table 02 - 02

**UNDERGRADUATE ADMISSIONS BY ACADEMIC PROGRAMME AND SEX : Academic Year 2020/2021**  
(Universities and HEIs established under the Universities Act)

University/Campuses/HEI	Faculty/ Academic Programme	Sex	Colombo	Sri Palee Campus	Peradeniya	Sri Jayewardenepura	Kelaniya	Moratuwa	Jaffna	Ruhuna	Eastern	Trincomalee Campus	South Eastern	Rajarata	Sabaragamuwa	Wayamba	Uva	Visual and Performing Arts	Gampaha Wickramarachchi <sup>(4)</sup>	Vavuniya <sup>(4)</sup>	Institute of Indigenous Medicine	Swami Vipulananda Institute	University of Colombo School of Computing	Total	
Fashion Design/ Transport & Logistic Management	Female							107																	107
	Total							173																	173
Architecture/ Quantity Surveying <sup>(1)</sup>	Female							316																	316
	Total							613																	613
Computer Science/IT <sup>(2)</sup>	Female				63	158	196	30	33		36	148	97	80		97			74				134	1146	
	Total				103	413	457	121	117		116	187	153	246		216			135				350	2614	
Allied Health Sciences <sup>(3)</sup>	Female	130		191	219	144		161	269	35									102					1251	
	Total	178		278	274	164		225	331	48									147					1645	
Indigenous Medicine	Female							95			108								143		255			601	
	Total							123			134								177		327			761	
Technology	Female	151			187	43		142	133	88		123	138	110	150	153			82	51				1551	
	Total	330			475	193		320	318	109		218	347	228	367	345			144	171				3565	
Total	Female	2293	197	2396	3107	3079	1003	2320	2677	1365	598	1518	1671	1573	1240	1028	586		492	519	255	275	134	28326	
	Total	3360	220	3707	4783	4556	2473	3623	4291	1866	835	2184	2462	2463	1962	1754	770		687	915	327	339	350	43927	

**Note:**

- (1) Includes all other courses conducted in the Architecture Faculty such as Design, Town & Country Planning, Landscape Architecture and Facilities Management too.
- (2) Includes the Management & Information Technology, Information Technology, Information & Communication Technology, Information Technology and Management, Artificial Intelligence, Business Information Systems, Information Systems, Computer Science and Technology, Electronics and Computer Science, Accounting Information Systems etc.
- (3) Includes Nursing, Pharmacy, Medical Laboratories Sciences, Radiography, Physiotherapy, Speech & Hearing Sciences, Occupational Therapy, Optometry, Indigenous Pharmaceutical Technology and Yoga and Parapsychology.
- (4) Gampaha Wickramarachchi Ayurveda Institute was uplifted to Gampaha Wickramarachchi University of Indigenous Medicine with effect from 01.03.2021 and Vavuniya Campus was upgraded to University of Vavuniya with effect from 01.08.2021.
- (5) Includes additionally increased 109 students too.

Chart - 03

## UNDERGRADUATE ADMISSIONS BY ACADEMIC PROGRAMME AND SEX:

**Academic Year 2018/19 -2020/21**

(Universities and HEIs established under the Universities Act.)

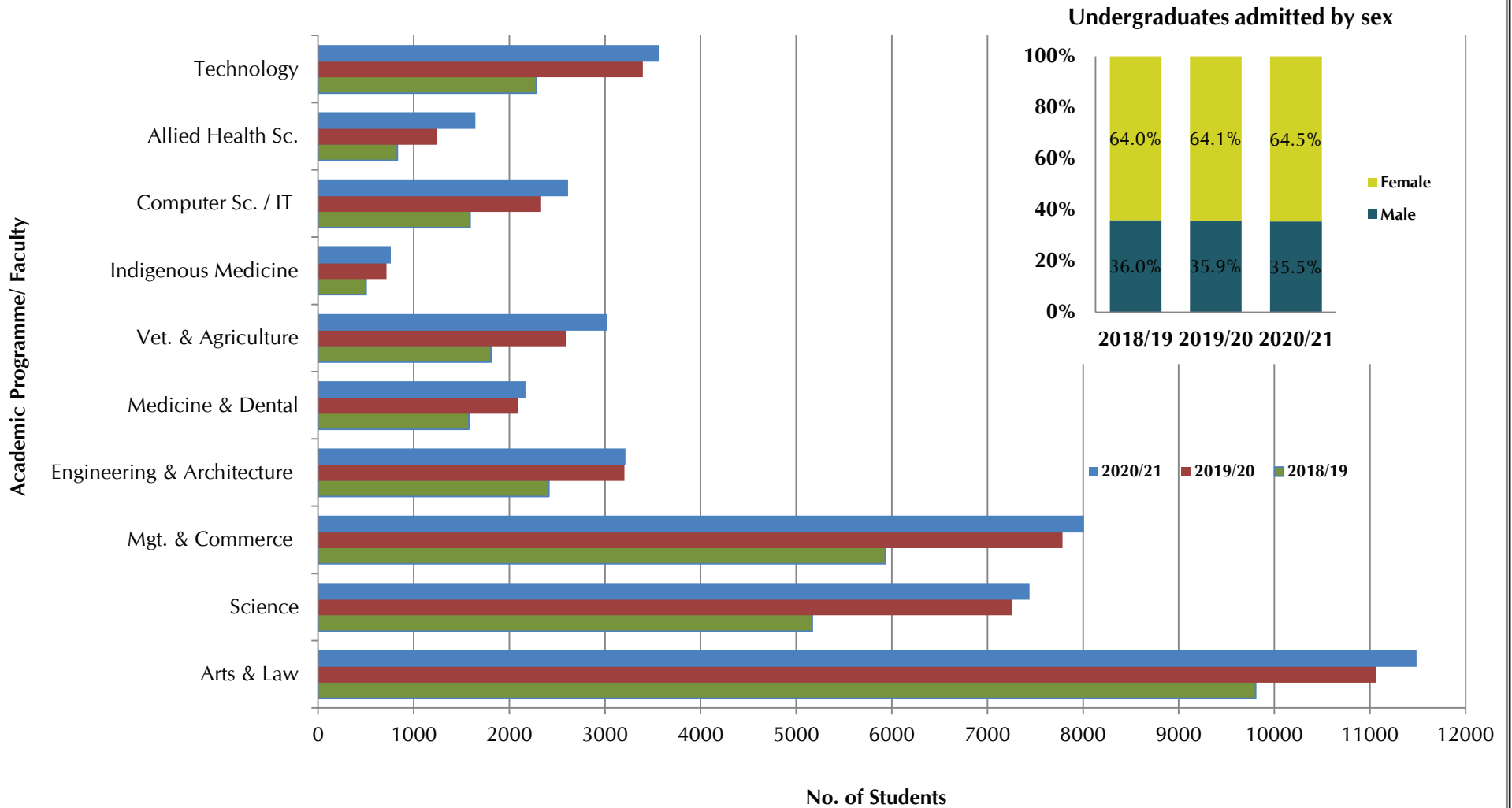
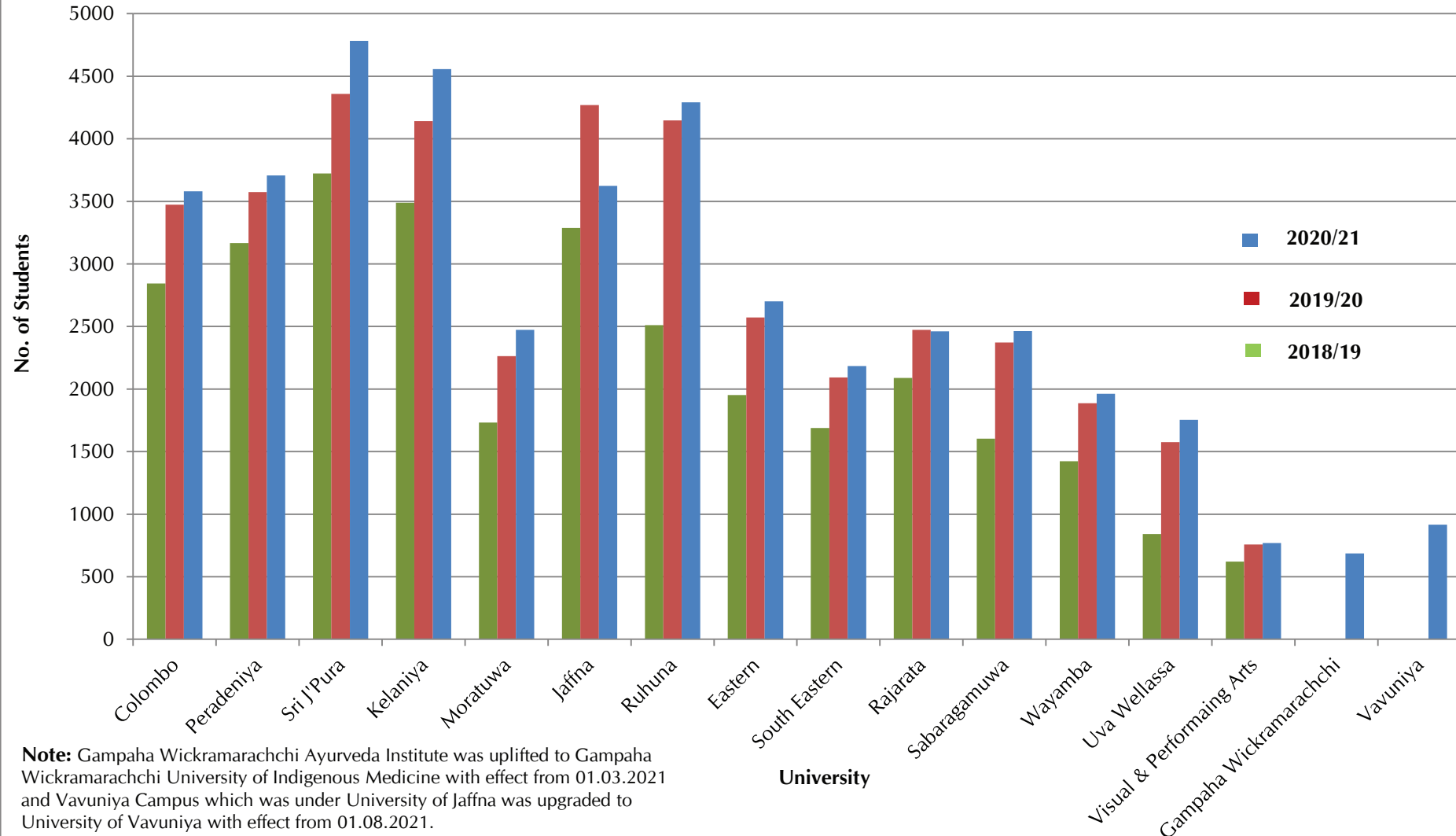


Chart - 04

## UNDERGRADUATE ADMISSIONS BY UNIVERSITY : Academic Year 2018/19 - 2020/21 (Universities and HEIs established under the Universities Act.)



**Note:** Gampaha Wickramarachchi Ayurveda Institute was uplifted to Gampaha Wickramarachchi University of Indigenous Medicine with effect from 01.03.2021 and Vavuniya Campus which was under University of Jaffna was upgraded to University of Vavuniya with effect from 01.08.2021.



Table 02 - 03

**UNDERGRADUATE ADMISSIONS BY DISTRICT : Academic Year 2020/2021**  
(Universities and HEIs established under the Universities Act.)

District Academic Programme	District																								Special & Additional Intakes <sup>(1)</sup>	Total
	Colombo	Gampaha	Kalutara	Matale	Kandy	Nuwara Eliya	Galle	Matara	Hambantota	Jaffna	Kilinochi	Mannar	Mullativu	Vavuniya	Trincomalee	Batticaloa	Ampara	Puttalam	Kurunegla	Anuradhapura	Polonnaruwa	Badulla	Monaragala	Kegalle		
Accounting Information Systems	New	7	3	5	1	2	1	1	2	1	1	1		1	1	1	1	2	3	1	2	2	3	3		
	Old			1																1		1	2	1		1
Agri Business Management	New	11	6	1	1	3	1	4	5	1	1	1	1	1	1	1	1	2	3	1	1	2	2	6	3	
	Old	1	1	3	1	1	1	2	1	2	1			1	1	1	1	2	1	1	1	1	1	4	1	1
Agri Resource Mgt. & Technology	New	12	10	6	2	12	3	16	7	4	2	1	1	1	2	3	4	3	11	3	2	5	2	7	10	
	Old	1	2	5	3	4	3	2	3	4	1		1		1	1	5	2	4	2	2	1	2	1	4	1
Agricultural Technology & Management	New	16	14	8	6	18	5	8	5	8	5	1	1	1	3	5	3	5	13	4	2	4	2	10	9	
	Old	3	4	2	2	6	1	2	7	1	1	1	1	1	1	2	2	2	11	5	1	2	3	2	5	4
Agriculture	New	79	52	41	13	83	23	37	31	19	43	3	3	3	5	13	20	21	29	64	23	10	22	11	26	32
	Old	9	14	13	7	13	7	13	8	8	4	1	1	1	1	2	2	3	5	19	10	3	7	6	13	8
Animal Science	New	12	6	3	2	3	2	5	5	4	3	1	1	1	1	2	1	2	8	2	1	3	2	9	3	
	Old	2	2	1	1	2	1	6	1	1	2			1		1	1	1	1	1	1	1	1	3	2	2
Animal Science & Fisheries	New	6	4	4	1	5	2	4	2	1	2	1	1	1	1	1	2	2	6	1	1	4	1	3	2	
	Old	1	1	1	1	3	1	3	3	1	1		1	1		1	1	1	2	2	1	1	1	3	1	4
Applied Chemistry	New	14	3	6	1	3	1	2	1	1	1	1	1	1	1	1	1	1	2	2	1	2	1	1	4	
	Old	2	1	2	1	1	1	1	1	1	1				1	1	1	1	2	1	1	1	1	1	2	1
Applied Sciences (Bio.)	New	61	35	28	6	26	8	28	15	7	7	2	1	1	2	4	6	6	9	23	10	4	12	4	10	14
	Old	5	5	6	1	10	2	9	3	3	1				1	1	1	3	3	6	4	2	3	3	5	3
Applied Sciences (Phy.)	New	117	70	32	9	33	16	46	51	39	14	3	3	2	3	12	13	19	20	42	20	9	25	12	29	30
	Old	5	4	5		8	1	12	12	9	3					1	3			10	6		4	1	6	2
Aquatic Bioresources	New	7	2	3	1	3	1	1	1	2	1	1	1	1	1	1	1	1	2	2	1	2	1	2	2	
	Old	1	1	2	1	1	1	2	2	1	1					1	1	1	1	1	1	1	1	1	2	1
Aquatic Resources Technology	New	10	7	7	2	6	2	4	6	1	3	1	1	1	1	2	3	4	7	3	1	4	2	2	4	
	Old	1	2	1	2	6	1	4	1	1	1		1		1	1	1	2	2	1	2	1	1	4	3	1
Arabic Language	New	6	26	17	1	21		2							22	15	56	4	25				2	20		
	Old					2											1			1						4
Architecture	New	17	10	4	1	8	3	4	2	1	4		1		1	1	2	1	5	3	1	3	2	1	5	
	Old	1	2			1		1	1	1	1						1	2	2		1	1		1	1	1
Art & Design (Ramanathan)	New	1			2	4	5		1		9	2		1	1	3	3	2	2	1	4	1	4	1	1	
	Old				1											2	1									1
Artificial Intelligence	New	9	4	1	1	2	1	4	1	1	3	1	1	1	1	1	1	1	4	2	1	1	1	2	1	
	Old	1	1	1		1	1	1	1	1	2	1				1	1	1	1		1	1	1	1	1	1
Arts	New	400	393	368	122	335	107	402	315	202	275	81	29	66	55	164	192	206	196	647	329	149	274	238	180	412
	Old	15	19	27	18	19	7	40	48	48	6	3	1	2		6	2	14	8	39	33	6	25	36	13	41
Arts - Information Technology	New	5	6	2	2	3		4	4	1	2			1	1			1	1		4		1	2	3	
	Old				1	1		1										1								1
Arts (SP) <sup>(2)</sup> / Mass Media	New	19	17	4	1	10	1	7	6	3							1	2	9	2		7	6		9	
	Old		1	1																1		1				3
Arts (SP) <sup>(2)</sup> / Performing Arts	New	12	7	6	2	8		6	4	1							1	1	9	7	7	6	1	5	13	
	Old	1			1			3	1	2										1				2	1	1

Table 02 - 03 (Contd.)

**UNDERGRADUATE ADMISSIONS BY DISTRICT : Academic Year 2020/2021**  
(Universities and HEIs established under the Universities Act.)

District \ Academic Programme	District																								Special & Additional Intakes <sup>(1)</sup>	Total		
	Colombo	Gampaha	Kalutara	Matale	Kandy	Nuwara Eliya	Galle	Matara	Hambantota	Jaffna	Kilinochi	Mannar	Mullativu	Vavuniya	Trincomalee	Batticaloa	Ampara	Puttalam	Kurunegla	Anuradhapura	Polonnaruwa	Badulla	Monaragala	Kegalle			Rathnapura	
Arts(SAB) - A <sup>(2)</sup>	New	13	22	9	3	10	2	4	8	3	1				1	2	2	29	1	4	19	1	5	12	78	247		
	Old	1	2	1	1		1	2	2	1									3			1					1	
Arts(SAB) - B <sup>(2)</sup>	New	20	8	15		3		30	28	2									6				1	8	5	8	145	
	Old		1			1		1	1	1							2					1		3				
Ayurvedic Medicine & Surgery	New	40	31	15	6	12	7	28	14	14	4	1	2	1	2	4	10	8	10	23	8	6	9	5	10	19	17	394
	Old	5	8	5	1	7	3	6	5	5	1		1	1	1	1	2	3	3	11	5	1	2	3	5	3		
Biological Science	New	265	142	76	22	109	28	87	56	30	41	6	6	5	9	20	28	33	43	87	33	18	37	16	45	69	43	1716
	Old	34	28	29	15	32	13	29	12	12	3		1	1	1	2	3	8	11	43	15	6	13	13	16	22		
Biomedical Technology	New	3	4	1	1	3	1	5	4	1	1	1	1	3	1	1	1	2	2	4	2	1	1	1	1	1		72
	Old	1	1	1	1	1	1	1	1	1	1	1	1	1	1	1	1	1	1	1	2	1	1	1	1	1		
Biosystems Technology	New	127	118	73	31	67	35	46	40	29	28	6	5	6	8	21	28	40	41	104	56	22	49	26	57	80	6	1218
	Old	3	2	3	2	3	2	4	3	3	2	1	1	1	1	2	3	6	2	2	9	1	2	2	2	7		
Business Information Systems (Honours)	New	18	6	2	1	5	4	4	4	3	1	1	1	1	1	2	2	2	4	3	2	2	1	2	4	1	103	
	Old	1	1	1	1	1	1	1	1	1	1	2	1		1	1	1	1	1	1	1	1	1	1	1			1
Business Science	New	38	11	12	2	6	5	5	4	3	3	1	1	1	3	3	3	4	7	8	4	6	2	2	7	1	163	
	Old	1	1	1		1	1	1	1	1	1	1					1	1	1	1	1	1	1	1	2			
Commerce	New	196	91	49	14	51	22	69	28	20	19	4	3	3	6	15	16	19	24	47	28	11	26	13	31	42	28	926
	Old	1	2	3	2	4	3	1	1	3	1	1		1		1	1	1	1	3	5	1	5	3	6	1		
Communication Studies	New	1	9	10	8	14	8	14	14	11	2				1	1	1		5	24	16	3	6	10	8	10	10	211
	Old			1	3	1		1	3	2										4	5		3	1	1			
Computer Science	New	130	44	30	7	27	14	56	41	28	13	3	2	2	4	8	10	13	16	31	15	8	15	8	14	25	16	660
	Old	5	6	5		5	1	14	9	3	2						1			12	4	1	5	2	4	1		
Computer Science & Technology	New	4	4	2	1	6	2	2	6	2	23	1	1	1	1	2	2	2	1	4	1	1	2	1	2	2	2	109
	Old	2	3	1	1	1	1	2	1	1	2				1	1	3	1	2	1	1	1	1	1	1	3		
Computing & Information Systems	New	16	15	10	2	6	4	14	10	12	12	1	1	1	1	2	3	3	4	9	6	1	9	2	3	5	3	178
	Old	1		2		2		2	2	5	1						1			4			1	1	1			
Dance (Ramanathan)	New	6	1	1	3	6	5				20	2	1	5	2	5	7	5					6		2	3	1	87
	Old	1									1				2	1		1										
Dance (SVIAS) <sup>(2)</sup>	New	5		1	2	9	5				12	3	1	2	4	2	16	6					3		2	3	2	82
	Old										2						2											
Dance (UVPA) <sup>(2)</sup>	New	32	28	17	5	25	4	11	6	4					2	4		7	14	24	12	8	14	5	10	23	12	294
	Old	1	2	3		3		1	3	3									1	2	3		1	1	1	2		
Dental Surgery	New	44	7	3	1	5	4	7	16	2	3	1	1	1	1	2	2	2	3	4	5	1	3	1	1	3	4	167
	Old	3	2	3	1	1	1	1	1	1	6	1	1	1	1	1	1	2	1	2	1	1	1	1	2	2		
Design	New	17	8	3	1	8		3	2	1	1					1	1	1		7	5		3		2	3	5	81
	Old	2	1	1		1		1										1			1				1			
Drama & Theatre (UVPA) <sup>(2)</sup>	New	8	7	3	1	3	3	4	4	1								2	6	6	1	1	1	2	4	4	67	
	Old	1					1			1										1		1						
Drama & Theatre (SVIAS) <sup>(2)</sup>	New	2			3	5	3				11	8	1	2	1	5	18	3	3		1	5		3	5		91	
	Old										3	1	1				5	2										

Table 02 - 03 (Contd.)

**UNDERGRADUATE ADMISSIONS BY DISTRICT : Academic Year 2020/2021**  
(Universities and HEIs established under the Universities Act.)

Academic Programme	District	Colombo	Gampaha	Kalutara	Matale	Kandy	Nuwara Eliya	Galle	Matara	Hambantota	Jaffna	Kilinochi	Mannar	Mullativu	Vavuniya	Trincomalee	Batticaloa	Ampara	Puttalam	Kurunegla	Anuradhapura	Polonnaruwa	Badulla	Monaragala	Kegalle	Rathnapura	Special & Additional Intakes <sup>(1)</sup>	Total	
		Electronics and Computer Science	New	10	4	14	1	4	2	5	3	3	3	1	1	1	1	1	1	3	2	6	2	1	2	1	2	3	1
	Old	2	1	1		1		1	2	1	1							1		1			1	1	1	1			
Engineering	New	365	188	86	36	130	51	136	105	67	79	10	8	7	16	33	51	52	65	148	68	27	64	29	60	93	28	2211	
	Old	13	15	22	5	12	10	12	8	14	3	2	1	1	1	2	3	5	5	23	10	4	8	6	12	12			
Engineering (TM) <sup>(2)</sup>	New	16	5	2	1	3	2	8	16	3	3	1	1	1	1	1	2	2	3	6	3	1	2	1	2	3	1	118	
	Old	1	2	1	1	1	1	3	1	1	1	1	1	1	1	1	1	1	1	1	1	1	1	1	1	1			
Engineering (EM) <sup>(2)</sup>	New	9	4	2	1	2	2	4	5	6	5	1	1	1	1	1	1	2	2	7	2	1	2	1	1	2	2	99	
	Old	1	1	1	1	1	1	2	1	1	3	1	1	1	2	1	1	1	1	2	1	1	1	1	2	1			
Engineering Technology	New	148	133	77	30	76	33	74	79	35	27	5	4	3	7	20	32	40	44	104	51	21	40	20	40	77	10	1306	
	Old	3	3	4	1	5	4	3	4	7	3	1	1	1		1	1	5	1	4	8	1	5	3	2	5			
Entrepreneurship & Management	New	9	14	6	1	6	1	6	5	2	2	1	1	1	1	1	2	3	2	7	3	2	6	1	2	7	1	112	
	Old	1	1	1	1	1		1	1		1		1					1	1	2	1	1	2	1	1				
Environmental Conservation & Management	New	15	7	3	1	7	3	2	9	4	2	1	1	1	1	1	3	1	3	4	2	1	3	2	3	3	5	124	
	Old	2	1	2	1	2	2	2	2	1	1			1		1	1	1	1	3	3	2	2	2	2	1			
Estate Mgt. & Valuation	New	10	6	6	1	6	3	3	5	2	2	1	1	1	1	3	1	2	2	8	5	1	3	1	2	7	1	107	
	Old	1	1	1		1	1	1	2	1	1	1		1		1		1	1	1	1	1	1	1	2	1			
Export Agriculture	New	9	7	6	2	5	2	7	2	3	2	1	1	1	1	1	2	3	3	5	3	1	4	2	3	5	2	120	
	Old	1	3	2	1	2	1	4	2	3	1		1			1	1	1	1	2	1	1	1	1	4	2			
Facilities Management	New	16	7	1	1	2	3	4	4	3	1	1	1	1	1	1	1	2	2	2	4	1	3	1	2	8	1	92	
	Old	1	2	1		1		1	1	1	1							1	1	1	1	1	1	1	1	1			
Fashion Design & Product Development	New	14	5	4	1	4	1	4	3	2	1	1					1			1	9	2	1	2	3	6	2	70	
	Old	1						1																					
Film & Television Studies	New	11	8	4	2	6		5	4	1										1	3			1	2	2	5	1	64
	Old	1	1			1	1	2																	1	1			
Financial Engineering	New	31	8	4	2	3		3	2	2	1		1			1		2	2	3	2		2	1	2	4	3	79	
	Old																												
Financial Mathematics & Industrial Statistics	New	11	6	6	1	3	2	4	3	1	2	1	1	1	1	1	1	2	2	3	2	1	3	1	5	4	2	90	
	Old	1	1	2		1	1	2	2	1	1						1	1		1	1	1	1	1	1				
Fisheries & Marine Sciences	New	16	10	6	1	5	2	6	2	4	1	1	1	1	1	2	2	2	3	4	2	1	4	1	4	7	2	126	
	Old	2	1	1	1	5	1	4	1	2	2					1	1	2	1	1	1	2	1	1	2	2			
Food & Nutrition	New	19	10	12	3	4	3	8	6	2	10	1	1	1	1	2	3	4	2	10	4	1	5	3	5	6	6	177	
	Old	2	3	3	1	3	1	2	3	2	2			1	1	1	1	2	2	4	2	1	1	1	4	2			
Food Business Management	New	19	12	8	2	5	3	12	15	3	2	1	1	1	1	1	2	3	3	8	3	2	2	2	5	4	4	149	
	Old	1	1	1	1	1	1	1	1	2	1					1	1	1	1	1	1	1	1	1	3	2			
Food Production & Technology Management	New	10	16	7	3	6	3	9	4	4	4	1	1	1	1	2	4	4	2	9	2	1	3	2	5	6	3	148	
	Old	1	1	5	1	3	1	2	1	1	1			1		1	1	1	1	2	2	1	1	1	4	2			

Table 02 - 03 (Contd.)

**UNDERGRADUATE ADMISSIONS BY DISTRICT : Academic Year 2020/2021**  
(Universities and HEIs established under the Universities Act.)

Academic Programme	District	Colombo	Gampaha	Kalutara	Matale	Kandy	Nuwara Eliya	Galle	Matara	Hambantota	Jaffna	Kilinochi	Mannar	Mullativu	Vavuniya	Trincomalee	Batticaloa	Ampara	Puttalam	Kurunegla	Anuradhapura	Polonnaruwa	Badulla	Monaragala	Kegalle	Rathnapura	Special & Additional Intakes <sup>(1)</sup>	Total
Food Science & Technology	New	23	12	8	2	11	3	16	10	6	6	1	1	1	1	2	4	4	5	15	5	2	5	2	4	7	3	224
	Old	7	6	7	1	1	2	4	5	2	1		1	1		1	1	2	2	6	2	1	1	1	5	5		
Geographical Information Science	New	5	8	2	2	7	2	3	4	1	1	1	1	2	1	1	1	2	3	7	3	2	2	1	3	6	1	99
	Old	1	1	1	1	2	1	1	1	1	1	1	1	1	1	1	1	1	1	1	1	1	1	1	2	1		
Green Technology	New	6	5	2	3	5	1	5	3	1	1	1	1	1	1	1	1	1	2	3	2	1	1	2	2	2	1	83
	Old	1	1	2	1	1	1	3	1	1	1					1	1	1	1	4	1	1	1	1	2	1		
Health Information and Communication Technology	New	6	3	1	1	3	1	2	12	1	1	1	1	1	1	1	1	1	1	2	1	1	1	1	1	1	1	72
	Old	1	1	1	1	1	1	1	1	1	1		1		1	1	1	1	1	1	1	1	1	1	2	1		
Health Promotion	New	6	5	5	1	5	2	8	3	2	2	1	1	1	1	1	5	6	2	6	3	1	2	4	2	4	3	115
	Old	1	3	1	1	1	1	3	1	2	1			1		1	2	2	1	1	1	1	2	3	2	1		
Health Tourism and Hospitality Management	New	7	6	1	1	3	1	1	4	2	1	1	1	1	1	1	1	1	1	4	1	1	1	1	1	2	1	73
	Old	1	1	1	1	1	1	1	1	1	1			1	1	1	1	1	1	1	2	1	2	1	2	1		
Hospitality Tourism & Events Management	New	16	15	4	2	10	2	4	3	3	2	1	1	1	1	1	2	2	4	6	2	1	2	2	2	8	1	125
	Old	1	1	2	1	1	1	1	4	1	1			1	1	1	1	1	1	1	1		1	1	2	1		
Human Resource Development	New	7	6	5	1	6	3	2	2	3	4	1	2	3	1	5	1	5	3	3	2	3	3	2	2	6	1	111
	Old	1	1	2	1	1	1	1	2	2	1	1	1	1	1	1	1	1	1	1	1	1	1	1	1	2		
Indigenous Medicinal Resources	New	5	2	2	1	3	1	2	3	1	2	1	1	1	1	1	1	3	1	4	1	1	1	1	1	1	2	70
	Old	2	3	1	1	1	1	1	1	1	1				1	1	1	1	1	1	1	1	1	1	1	2		
Indigenous Pharmaceutical Technology	New	5	4	1	1	2	1	1	10	1	1	1	1	1	1	1	1	1	1	2	2	2	1	1	2	1		72
	Old	1	1	1	1	1	1	1	1	1	1		1	1	1	1	1	1	2	2	1	1	1	1	1	1		
Industrial Information Technology	New	8	9	6	1	5	2	4	4	3	2	1	1	1	1	1	2	2	3	8	6	2	6	1	3	7		107
	Old	1	1			2		1	2		1						1	1	1	1		1	1	1	2	1		
Industrial Statistics & Mathematical Finance	New	29	8	6	1	3	2	8	6	2	3	1	1	1	1	2	2	2	2	5	2	2	2	2	4	3	3	127
	Old	2	1	1		1	1	2	1	2	1							1	1	3	1	1	1	1	2	1		
Information & Communication Technology	New	29	22	13	6	19	6	12	6	3	12	1	1	1	3	3	8	9	8	21	9	1	9	1	14	10	3	288
	Old		1	2		5		4	5		5	1				1	3	14	2	6	2				5	2		
Information Communication Technology	New	96	70	59	23	52	25	44	50	29	32	4	3	2	4	15	19	25	29	57	35	13	41	17	29	56	15	897
	Old	2	5	5	1	2	1	2	1		3		1		1	1	1	3	2	4	8	2	2	1	4	1		
Information Systems	New	31	11	5	3	7		7	2	2	6				1	1	3	3	2	9	5		3		4	4	2	117
	Old	1			1						2							1							1			
Information Technology	New	31	13	9	2	11	4	16	21	8	9	1	1	1	1	3	4	2	3	10	4	2	8	2	8	10	2	255
	Old	3	4	4	1	3	2	4	6	2	4	1			1	1	1	4	4	6	4	1	2	3	3	5		

Table 02 - 03 (Contd.)

**UNDERGRADUATE ADMISSIONS BY DISTRICT : Academic Year 2020/2021**  
(Universities and HEIs established under the Universities Act.)

District Academic Programme		Colombo	Campaha	Kalutara	Matale	Kandy	Nuwara Eliya	Galle	Matara	Hambantota	Jaffna	Kilinochi	Mannar	Mullativu	Vavuniya	Trincomalee	Batticaloa	Ampara	Puttalam	Kurunegla	Anuradhapura	Polonnaruwa	Badulla	Monaragala	Kegalle	Rathnapura	Special & Additional Intakes <sup>(1)</sup>	Total	
Information Technology & Management	New	20	8	12	3	9	3	9	4	1	2	1	1	1	1	2	2	3	3	10	4	2	3	1	5	9	1	134	
	Old	1		1		1		3	2	1	1				1					1			1		1				
Islamic Studies	New	7	21	23	7	24	1	4	2		1		2		5	39	22	37	14	38	15	1	3	1	6		12	289	
	Old					4																							
Landscape Architecture	New	14	7	2	1	4	2	4	2	1	2					3	1	1	1	5	1		5	1	1	2	3	72	
	Old		3	1					1	1										1	1		1						
Law	New	81	46	26	6	26	15	28	20	12	12	2	2	1	3	6	10	14	20	35	22	10	17	14	15	34	3	507	
	Old	1	1	2	1	1	1	1	1	1	1	1	1	1		1	1	3	1	1	1	1	1	1	1	1			
Management	New	844	546	342	98	309	149	332	197	115	119	22	23	24	35	91	116	134	210	358	185	104	173	117	173	267	63	5349	
	Old	6	11	6	6	5	7	9	22	16	1	1	1	1		3	1	3	3	18	15	4	17	18	11	18			
Management & Information Technology	New	16	10	6	1	7	2	10	4	4	2	1	1		1	1	1	2	3	6	3		2	1	4	5	4	118	
	Old	2	1	2		2		7	1									1	2	3									
Management & Information Technology (SEUSL) <sup>(2)</sup>	New	11	11	8	4	8	4	4	4	2	2	2	1	1	1	9	13	21	6	10	8	9	5	3	5	5	2	187	
	Old	1	1	1	1	2	1	1	1	1	1	1	1	1	1	1	1	2	1	1	1	2	1	1	1	1			
Management (Public) Honours	New	18	9	8	1	9	4	4	2	4	2	1	1	2	1	1	2	2	4	5	7	4	6	3	3	6	2	137	
	Old	1	1	2	1	1	1	1	1	1	1	1		1	1	2	1	1	1	1	1	1	1	1	1	1			
Management Studies (TV) - A <sup>(2)</sup>	New	34	15	23	3	8	5	22	11	4	5	1	1	1	1	3	4	5	7	17	6	3	6	8	12	7	14	253	
	Old	1	1	1		1	1	1	2	1	1	1	1				1	1	1	1	1	1	1	1	6	1			
Management Studies (TV) - B <sup>(2)</sup>	New	14	15	11	5	15	6	10	8	6	7	3	1	1	1	8	5	6	10	23	17	4	11	3	8	11	5	247	
	Old	1	2	2	1	4	1	1	1	2	1	1	1	1		1	2	2	1	1	2	1	1	1	1	2			
Marine and Fresh Water Sciences	New	9	5	3	1	5	1	5	4	9	2	1	1	1	1	1	3	3	2	9	1	1	2	1	3	4	5	109	
	Old	1	2	1	2	1	1	2	1	1	1					1	1	2	1	1	1	1	2	1	1	1			
Medical Laboratory Sciences	New	28	10	5	2	7	3	13	6	6	11	1	1	1	1	2	4	3	4	13	4	1	4	1	11	9	4	232	
	Old	8	7	7	1	8	2	6	2	2	2	1	1	1	1	1	2	3	2	7	2	2	2	2	2	3			
Medicine	New	275	134	71	19	92	34	103	87	44	64	7	5	5	12	22	34	41	43	88	40	20	44	19	41	57	164	2001	
	Old	31	37	37	10	25	12	33	21	22	4	1	1	4	1	9	7	16	16	38	19	8	18	13	24	29			
Mineral Resources & Technology	New	11	6	3	1	3	2	10	9	2	6	1	1	1	1	1	2	3	2	4	3	1	4	1	5	5	3	119	
	Old	1	1	2	1	2	1	3	2	1	1					1	1	1	1	2	2	1	1	1	1	1			
Molecular Biology and Biochemistry	New	16	3	3	1	2	1	7	3	2	2	1	3	1	1	1	1	2	1	3	2	1	1	1	4	2	3	100	
	Old	4	1	1	1	1	1	3	1	2	1	1	1	1	1	1	1	1	1	2	1	1	1	1	1	1			
Music (Ramanathan)	New	4			4	10	11	1	1		20	4	5	4	5	9	7	4	4					7	1		1	2	107
	Old										1			2															
Music (SVIAS) <sup>(2)</sup>	New			2	3	12	6		3		5	4	1	3	2	7	18	5						7	2	3	3	89	
	Old													1				1											
Music(UVPA) <sup>(2)</sup>	New	34	38	17	4	25	6	14	13	5						2		10	10	21	14	5	9	5	10	21	12	292	
	Old		1	1	1	1	1	3	1											2		1	2	1	1	1			

Table 02 - 03 (Contd.)

**UNDERGRADUATE ADMISSIONS BY DISTRICT : Academic Year 2020/2021**  
(Universities and HEIs established under the Universities Act.)

Academic Programme \ District	District																									Special & Additional Intakes <sup>(1)</sup>	Total	
	Colombo	Gampaha	Kalutara	Matale	Kandy	Nuwara Eliya	Galle	Matara	Hambantota	Jaffna	Kilinochi	Mannar	Mullativu	Vavuniya	Trincomalee	Batticaloa	Ampara	Puttalam	Kurunegla	Anuradhapura	Polonnaruwa	Badulla	Monaragala	Kegalle	Rathnapura			
Nursing	New	50	39	21	5	20	7	40	26	23	19	3	4	2	3	14	15	14	16	30	13	5	17	10	17	22	14	570
	Old	7	9	8	5	4	8	13	7	5	3		1		2	4	3	6	6	5	5	4	4	4	4	8		
Occupational Therapy	New	4	2	4	1	2	1	3	4	2	2	1	1	1	1	1	1	1	1	1	1	1	1	3	1	1	70	
	Old	2	2	1	1	1	1	2	2	1	1	1		1		1	1	1	1	1	1	1	1	1	1			
Optometry	New	5	3	2	1	3	1	3	2	1	4	1	1	1	1	1	2	1	6	1	1	2	1	2	1	4	82	
	Old	1	1	3	1	2	1	1	1	1	1	1	1	1	1	1	1	2	3	1	1	1	1	1	1			
Palm and Latex Technology & Value Addition	New	4	6	5	1	5	1	10	5	3	2	1	1	1	1	2	3	2	11	3	1	2	1	3	2	6	118	
	Old	2	1	1	1	6	1	2	5	1	1					1	1	1	1	3	1	1	1	1	2			
Peace & Conflict Resolution	New	8	1	2		2	4	1	1	2						2			1		2		1		3	1		35
	Old		1						1														2					
Pharmacy	New	19	14	5	1	6	4	12	8	9	15	1	1	1	1	2	6	2	6	13	4	2	3	1	3	16	6	242
	Old	2	8	5	3	4	1	6	7	3	1	1	1	1	2	1	4	3	8	4	2	3	2	4	4			
Physical Education	New	13	3	4	2	11	2	11			21	3	1	2	1	3	6	3		12	5	3	3	3	9	4	4	141
	Old							1			3		1				2					1			4			
Physical Science	New	378	220	116	29	150	46	139	107	71	52	8	9	7	12	28	42	47	56	148	57	23	76	27	75	92	79	2382
	Old	19	21	28	2	20	4	27	20	31	3					1	1	1	9	1	37	14	7	11	6	19	6	
Physical Science - ICT	New	35	18	11	2	8	3	7	7	2	3		1		1	1	3	2	4	7	4	2	4	2	3	7	4	157
	Old	3	1	1	1				1	1	2									2			1		2	1		
Physiotherapy	New	6	5	6	1	3	2	10	6	2	2	1	1	1	1	2	1	1	5	2	1	1	1	2	2	2	4	114
	Old	4	1	3	1	3	1	8	3	1	1	1	1	1		1	2	1	1	2	1	1	2	1	1	2		
Project Management	New	6	6	3	3	5	5	2	2	2	4	1	2	1	1	7	4	4	7	10	5	1	4	1	2	6	1	123
	Old	1	1	1	1	3	1	1	1	1	1	1	1	1	1	1	1	1	2	1	1	1	1	1	1	1		
Quantity Surveying	New	24	8	8	2	7	3	12	6	2	12	1	1	1	1	2	3	3	4	9	3	1	3	1	7	5	3	162
	Old	1	2	1	1	1	1	4	1	1	1			1			1	1	1	4	1	1	1	1	3	1		
Radiography	New	8	6	2	1	5	2	3	2	1	3	1	1	1	1	2	2	1	6	2	2	2	1	1	4	5	94	
	Old	1	1	1	1	1	1	2	1	1	1	1		1	1	1	2	1	1	1	1	1	1	3	1			
Science & Technology	New	12	7	4	1	5	2	6	2	4	9	1	1	1	1	3	1	4	5	3	1	3	2	3	3	1	124	
	Old	2	1	1	2	2	1	3	3	2	2	1		1	1	1	2	1	3	2	1	1	1	1	2			
Siddha Medicine	New	16	15	6	3	8	6	7	5	4	31	2	4	2	6	14	21	17	7	12	8	2	6	2	7	6	6	257
	Old	1	1	3	2	2	1		2	1	4	1		1	1	1	1	4	1	1	1	1		1	2			
Social Studies in Indigenous Knowledge	New	6	5	3	1	2	1	1	2	2	1	1	2	1	1	2	1	1	2	3	2	1	1	2	2	1	1	76
	Old	2	3	1	1	1	1	1	1	1	1	1	1	1	1	1	1	1	1	1	1	1	1	1	1	1		
Social Work	New		2	5	1	4	3	2	2						2	1	2	1	3	1	4	5	1	2	3	3	1	50
	Old									2																		
Software Engineering	New	15	8	3	2	4	3	4	8	4	16	1	1	1	1	2	2	3	2	11	2	2	2	5	6	5	142	
	Old	2	1	1	1	1	1	1	2	1	1	1	1	1	1	1	1	1	1	1	1	1	1	1	1			
Speech & Hearing Sciences	New	6	17	2	1	3	2	2	1	4	1	1	1	1	1	2	3	4	6	1		3	1	2	2	1	94	
	Old	1	1	1	1	2	1	1	1	1	1	1		1	1	1	1	2	2	1	1	1		1	1			
Sports Sciences & Management	New	34	20	10	2	12	6	8	10	5	8	1	1		1	1	3	6	10	17	7	5	12	4	9	16	5	228
	Old	2		1		1		2								1		2		1	1	1		2				

Table 02 - 03 (Contd.)

**UNDERGRADUATE ADMISSIONS BY DISTRICT : Academic Year 2020/2021**  
(Universities and HEIs established under the Universities Act.)

Academic Programme \ District	District																								Special & Additional Intakes <sup>(1)</sup>	Total			
	Colombo	Gampaha	Kalutara	Matale	Kandy	Nuwara Eliya	Galle	Matara	Hambantota	Jaffna	Kilinochi	Mannar	Mullativu	Vavuniya	Trincomalee	Batticaloa	Ampara	Puttalam	Kurunegla	Anuradhapura	Polonnaruwa	Badulla	Monaragala	Kegalle			Rathnapura		
Statistics & Operations Research	New	11	3	3	1	10	3	7	3	2	2	1	1	1	1	1	2	2	5	1	1	2	1	2	2	2	2	94	
	Old	1	1	1	1	2	1	1	1	2	1					1	1	1	2	1	1	1	1	1	1	1			
Surveying Science	New	9	9	8	1	5	4	17	11	9	9	1	1	1	2	2	4	4	13	4	2	6	2	8	4	3	3	176	
	Old	2	1	2	1	2	1	2	1	3	2	1	1	1	1	1	1	1	3	2	1	1	1	1	2	2			
Tea Technology & Value Addition	New	8	7	5	1	5	2	8	3	3	3	1	1	1	1	1	2	5	7	6	1	3	2	3	4	1	1	119	
	Old	3	3	2	1	4	1	1	1	1	1				1	1	1	1	3	1	2	1	3	1	1	1			
Teaching English as a Second Language	New	22	2	2		11		11	3	1								2	15	1		2		5	2	3	3	83	
	Old																		1										
Tourism & Hospitality Management	New	15	16	13	3	11	5	10	15	4	3	1	2	1	1	2	3	4	7	18	6	2	6	2	7	11	6	6	204
	Old	1	1	3	1	1	1	1	1	1	1	1	1	1	1	1	1	1	2	3	1	1	1	1	1	1	1		
Town & Country Planning	New	15	8	5	1	4	2	5	7	1	3	1	1	1	1	1	4	2	5	1	1	4	1	4	2	3	3	107	
	Old	1	1	1	1	1	1	1	2	1	1				1	1	1	1	1	2	1	1	1	1	1	1			
Translation Studies	New	10	7	3		5		8	1	2								1	7	3	1	1	1	3	3	1	1	63	
	Old	1						1	1										1						1				
Translation Studies (UJA) <sup>(2)</sup>	New	3	1	1	1	3	1		2		8	1		1	1	3	8	2	3	5	3		2		1	1		58	
	Old										2			1			3				1								
Transport & Logistics Management	New	14	6	3	1	2	2	8	10	3	2	1	1	1	1	2	2	1	7	3	1	2	1	1	2	2	2	2	103
	Old	1	2	1		1	1	3	2	1	1						1	1	2	1	1	1	1	1	1	1			
Unani Medicine & Surgery	New	6	5	3	2	4	2	2	2	1	3	1	1	1	1	6	14	5	8	1	1	2	1	3	3	2	2	110	
	Old	1	1	1	1	1	1	1	1	1	1		1	1	1	2	4	2	1	1	1	1	1	1	1	1			
Urban Bioresources	New	7	2	2	2	2	1	2	3	2	1	1	1	1	1	2	1	1	2	1	1	1	1	1	2	2	2	69	
	Old	1	2	2	1	1	1	1	1	1	1				1	1	1	1	2	1	1	1	1	2	1	1			
Veterinary Science	New	12	4	8	2	7	1	8	7	9	4	1	1	1	2	2	2	2	3	3	1	2	1	8	3	2	2	140	
	Old	6	4	1	1	1	2	3	3	2	1	1	1	1	1	2	1	1	3	1	1	1	1	2	1	1			
Visual & Technological Arts (SVIAS) <sup>(2)</sup>	New		1		2	2	4		1	1	4	1	1	1	3	5	8	13	3	5	3	1	3		4	2	1	77	
	Old														4		3			1									
Visual Arts (UVPA) <sup>(2)</sup>	New	13	12	8	1	7	2	5	3	4					1		3	8	8	3		4	1	2	16	2	117		
	Old					1		1	2	1								1	2	2		1	1	1	1				
Yoga and Parapsychology	New	5	3	1	1	2	2	2	2	1	1	1	1	1	1	1	3	2	6	2	1	1	1	1	3	2	2	75	
	Old	3	1	1	1	1	1	1	1	1	1	1	1	1	1	1	1	1	1	1	1	1	1	1	1	1			
Total	New	5089	3255	2113	675	2317	900	2365	1823	1081	1315	280	216	246	302	760	985	1148	1199	2886	1372	625	1335	764	1279	1967	2035	43927	
	Old	306	332	353	157	337	164	410	340	305	161	46	43	62	47	103	121	224	164	462	286	134	235	209	305	289			

Note :

- (1) "Special & Additional Intakes" refers to the students admitted on the basis of Special Categories such as blind and differently abled, excelled in fields other than studies, armed forces, foreign, teachers ... etc., on the recommendation of the Appeals Committee and the Additional Intake for special subjects such as Japanese, English, History... etc. Further, this includes 109 students additionally increased for Medicine.
- (2) Abbreviation : UJA - University of Jaffna, SP - Sripalee Campus, SAB - Sabaragamuwa University, SEUSL - South Eastern University, UVPA - University of Visual and Performing Arts, SVIAS - Swamy Vipulananda Institute of Aesthetic Studies, EM - Earth Resources Engineering, TM - Textile & Clothing Technology, KLN - University of Kelaniya, SAB (A) - from Arts Stream to Sabaragamuwa University, SAB (B) - from Commerce Stream to Sabaragamuwa University, TV (A) - from Commerce Stream to Trincomalee Campus and University of Vavuniya, TV (B) - from All Streams to Trincomalee Campus and University of Vavuniya.

Chart - 05

**UNDERGRADUATE ADMISSIONS BY DISTRICT AND ADMISSION CATEGORY :**  
**Academic Year 2020/2021**  
 (Universities and HEIs established under the Universities Act.)

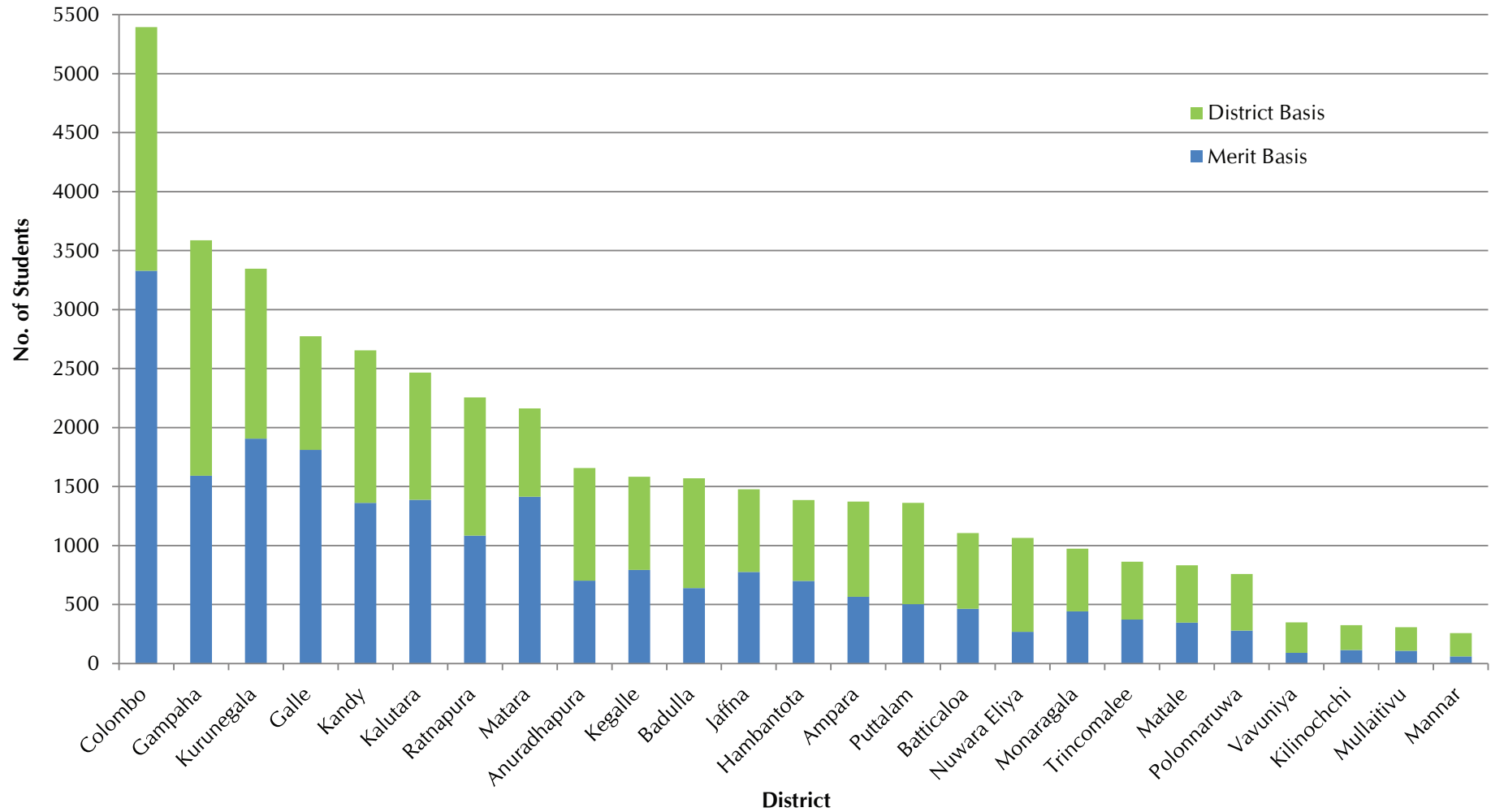




Table 02 - 04

**UNDERGRADUATE ADMISSIONS BY ACADEMIC PROGRAMME AND ADMISSION POLICY : Academic Year 2020/2021**  
(Universities and HEIs established under the Universities Act)

Faculty/ Academic Programme	District	Colombo	Gampaha	Kalutara	Matale	Kandy	Nuwara Eliya	Galle	Matara	Hambantota	Jaffna	Kilinochchi	Mannar	Mullativu	Vauniya	Trincomalee	Batticaloa	Ampara	Puttalam	Kurunegala	Anuradhapur a	Polonnaruwa	Badulla	Monaragala	Kegalle	Rathnapura	Special & Additional	Total	
	Admission Category <sup>(2)</sup>																												
Arts <sup>(3)</sup>	Merit	New	572	561	484	155	494	146	513	406	230	344	97	38	82	72	256	294	329	252	844	400	177	344	270	261	518		8139
		Old	21	27	33	24	32	9	51	60	58	7	3	1	4	0	7	3	20	9	50	44	6	34	37	21	44		605
	Other	New	81	69	41	28	82	38	26	26	17	28	11	8	10	14	25	26	40	33	53	31	13	46	16	31	46	1261	2237
		Old	4	5	3	4	5	4	7	5	5	10	3	3	5	4	6	11	9	4	6	7	3	7	5	6	6		
Management	Merit	New	635	271	228	40	151	40	220	132	32	26	3	8	12	4	41	26	26	92	197	73	45	66	57	79	121		2625
		Old	3	4	6	1	5	1	3	10	2	0	0	0	0	0	2	1	0	3	6	3	0	5	5	11	6		77
	Other	New	414	402	210	83	246	149	184	128	120	129	32	30	26	42	86	118	147	171	272	176	85	163	87	139	228	100	4381
		Old	14	19	17	13	16	16	17	29	26	12	9	7	9	6	10	9	14	13	26	25	14	25	24	19	25		
Commerce	Merit	New	140	39	21	4	20	3	45	10	5	2	0	0	0	1	3	0	0	1	13	6	0	6	2	14	11		346
		Old	0	0	2	0	2	1	0	0	0	0	0	0	0	0	0	0	0	0	0	1	0	1	0	3	0		10
	Other	New	56	52	28	10	31	19	24	18	15	17	4	3	3	5	12	16	19	23	34	22	11	20	11	17	31	28	570
		Old	1	2	1	2	2	2	1	1	3	1	1	0	1	0	1	1	1	1	3	4	1	4	3	3	1		
Law	Merit	New	52	16	11	0	9	3	15	10	3	3	0	0	0	0	0	1	3	7	15	9	4	5	6	5	17		194
		Old	0	0	1	0	0	0	0	0	0	0	0	0	0	0	0	0	1	0	0	0	0	0	0	0	0		2
	Other	New	29	30	15	6	17	12	13	10	9	9	2	2	1	3	6	9	11	13	20	13	6	12	8	10	17	3	311
		Old	1	1	1	1	1	1	1	1	1	1	1	1	1	0	1	1	2	1	1	1	1	1	1	1	1		
Science	Merit	New	680	218	163	11	193	7	256	192	100	67	2	2	1	0	3	13	15	17	179	14	4	52	12	102	84		2387
		Old	51	24	38	12	45	3	67	31	30	9	0	0	0	0	0	2	9	7	44	4	3	6	5	27	10		427
	Other	New	405	374	178	75	223	130	168	120	102	126	34	35	29	42	83	118	134	158	235	154	76	156	77	126	200	210	4627
		Old	45	56	56	20	48	32	45	39	48	22	3	5	7	6	15	19	34	21	85	55	29	43	34	48	44		
Medicine	Merit	New	179	46	35	5	40	2	68	62	21	33	1	0	1	2	4	7	11	10	33	5	3	11	4	18	16		617
		Old	14	13	14	0	9	1	16	6	7	0	0	0	2	0	3	1	5	2	13	1	0	1	0	6	4		118
	Other	New	96	88	36	14	52	32	35	25	23	31	6	5	4	10	18	27	30	33	55	35	17	33	15	23	41	164	1266
		Old	17	24	23	10	16	11	17	15	15	4	1	1	2	1	6	6	11	14	25	18	8	17	13	18	25		
Dental Surgery	Merit	New	36	0	0	0	0	0	4	13	0	0	0	0	0	0	0	0	0	0	0	0	0	0	0	0	0		53
		Old	2	0	0	0	0	0	0	0	0	5	0	0	0	0	0	1	0	0	0	0	0	0	0	0	0		8
	Other	New	8	7	3	1	5	4	3	3	2	3	1	1	1	1	2	2	2	3	4	5	1	3	1	1	3	4	106
		Old	1	2	3	1	1	1	1	1	1	1	1	1	1	1	1	1	2	1	2	1	1	1	1	2	2		

Table 02 - 04 (Contd.)

**UNDERGRADUATE ADMISSIONS BY ACADEMIC PROGRAMME AND ADMISSION POLICY : Academic Year 2020/2021**  
(Universities and HEIs established under the Universities Act.)

Faculty/ Academic Programme	District	Colombo	Gampaha	Kalutara	Matale	Kandy	Nuwara Eliya	Galle	Matara	Hambantota	Jaffna	Kilinochchi	Mannar	Mullativu	Vauniya	Trincomalee	Batticaloa	Ampara	Puttalam	Kurunegala	Anuradhapur a	Polonnaruwa	Badulla	Monaragala	Kegalle	Rathnapura	Special & Additional	Total		
	Admission Category <sup>(2)</sup>																													
Veterinary Medicine	Merit	New	6	0	5	0	3	0	5	4	7	1	0	0	0	0	0	0	0	0	1	0	0	0	0	7	0		<b>39</b>	
		Old	4	1	0	0	0	0	2	2	0	0	0	0	0	0	0	1	0	0	0	0	0	0	0	0	0	0		<b>10</b>
	Other	New	6	4	3	2	4	1	3	3	2	3	1	1	1	1	2	2	2	2	2	3	1	2	1	1	3	2		<b>91</b>
		Old	2	3	1	1	1	2	1	1	2	1	1	1	1	1	1	1	1	1	3	1	1	1	1	2	1			
Agriculture	Merit	New	100	43	61	18	97	9	83	68	28	39	0	1	0	0	2	11	13	13	95	13	1	16	9	54	28		<b>802</b>	
		Old	6	10	20	6	29	3	28	18	7	5	0	0	0	0	1	2	4	5	28	7	3	0	4	27	10		<b>223</b>	
	Other	New	140	125	61	28	76	47	59	38	34	48	19	18	19	21	32	42	47	56	78	51	28	52	30	39	69	70		<b>1857</b>
		Old	27	35	27	21	29	22	23	24	25	17	2	5	7	5	17	17	21	21	35	27	19	24	23	27	30			
Engineering	Merit	New	251	69	31	12	58	10	89	81	41	43	1	2	1	4	6	14	8	15	78	15	1	13	2	19	26		<b>890</b>	
		Old	7	3	6	0	3	0	7	3	2	4	1	0	0	0	0	1	0	0	7	0	0	0	0	5	0		<b>49</b>	
	Other	New	139	128	59	26	77	45	59	45	35	44	11	8	8	14	29	40	48	55	83	58	28	55	29	44	72	31		<b>1489</b>
		Old	8	15	18	7	11	12	10	7	14	3	3	3	3	4	4	4	7	7	19	12	6	10	8	10	14			
Fashion Design/ Transport & Logistic Management	Merit	New	17	2	1	0	1	0	8	9	3	0	0	0	0	0	0	0	0	0	11	1	0	1	0	1	2		<b>57</b>	
		Old	1	1	0	0	0	0	3	1	0	0	0	0	0	0	0	0	0	0	0	0	0	0	0	0	0		<b>6</b>	
	Other	New	11	9	6	2	5	3	4	4	2	3	2	1	1	1	1	3	2	2	5	4	2	3	2	3	6	4		<b>110</b>
		Old	1	1	1	0	1	1	1	1	1	1	0	0	0	0	0	0	1	1	2	1	1	1	1	1	1			
Architecture/ Quantity Surveying <sup>(4)</sup>	Merit	New	68	15	10	0	13	3	17	15	1	13	0	1	0	0	2	0	1	0	12	6	0	8	1	7	10		<b>203</b>	
		Old	2	4	0	0	0	0	3	2	1	1	0	0	0	0	0	0	0	1	4	3	0	0	0	2	0		<b>23</b>	
	Other	New	35	33	13	7	20	10	15	8	8	10	3	3	3	3	7	8	12	10	21	11	4	13	5	10	15	16		<b>387</b>
		Old	4	7	5	2	5	2	5	4	4	3	0	0	1	0	2	2	5	4	5	3	4	5	3	5	4			
Computer Science/IT <sup>(5)</sup>	Merit	New	206	42	62	7	41	4	96	76	40	64	1	0	0	1	9	16	24	7	55	15	10	15	1	24	28		<b>844</b>	
		Old	8	2	5	1	9	0	23	18	5	12	1	0	0	1	0	0	10	2	15	2	1	0	3	5	4		<b>127</b>	
	Other	New	149	130	64	29	81	48	56	44	37	43	16	15	13	19	29	39	46	50	91	56	24	56	26	52	71	44		<b>1643</b>
		Old	15	19	18	5	18	8	19	17	12	13	5	2	3	5	5	10	22	12	25	13	8	17	12	19	13			
Allied Health Sciences <sup>(6)</sup>	Merit	New	60	34	18	0	9	1	56	46	28	35	1	2	0	0	8	11	8	9	43	4	3	7	4	20	27		<b>434</b>	
		Old	11	8	14	4	11	2	27	11	3	2	0	0	0	0	1	4	4	8	11	0	2	1	2	7	3		<b>136</b>	
	Other	New	76	69	31	15	44	24	33	21	22	24	11	11	11	12	17	24	24	28	45	28	13	28	15	24	34	41		<b>1075</b>
		Old	19	24	17	12	16	16	14	15	14	11	8	6	9	6	11	11	14	13	22	18	14	16	12	12	20			

Table 02 - 04 (Contd.)

**UNDERGRADUATE ADMISSIONS BY ACADEMIC PROGRAMME AND ADMISSION POLICY : Academic Year 2020/2021**  
(Universities and HEIs established under the Universities Act.)

Faculty/ Academic Programme	District		Colombo	Gampaha	Kalutara	Matale	Kandy	Nuwara Eliya	Galle	Matara	Hambantota	Jaffna	Kilinochchi	Mannar	Mullativu	Vauniya	Trincomalee	Batticaloa	Ampara	Puttalam	Kurunegala	Anuradhapur a	Polonnaruwa	Badulla	Monaragala	Kegalle	Rathnapura	Special & Additional	Total
	Admission Category <sup>(2)</sup>																												
Indigenous Medicine	Merit	New	20	13	6	3	4	0	22	9	11	30	1	4	1	6	11	30	26	6	17	2	1	1	2	9	8		243
		Old	3	3	3	1	3	1	3	3	2	3	0	0	0	0	0	2	6	2	7	1	0	0	0	1	0		44
	Other	New	42	38	18	8	20	15	15	12	8	8	3	3	3	3	8	7	13	16	26	15	8	16	6	11	20	25	474
		Old	4	7	6	3	7	4	4	5	5	3	1	2	3	3	3	3	5	4	6	6	3	4	4	6	6		
Technology	Merit	New	172	121	108	41	81	16	79	113	29	25	2	1	4	1	14	21	38	33	126	67	16	43	15	55	103		1324
		Old	3	3	3	1	0	3	2	4	5	4	0	0	0	0	1	2	5	1	3	7	0	3	1	3	5		59
	Other	New	208	207	103	45	120	79	92	72	66	64	15	13	11	20	44	60	69	84	143	80	43	89	50	73	112	32	2182
		Old	7	9	11	5	12	6	9	6	7	6	2	5	3	4	5	5	11	6	9	21	6	8	7	8	10		
Total	Mert	New	3194	1490	1244	296	1214	244	1576	1246	579	725	109	59	102	91	359	444	502	462	1719	630	265	588	385	675	999		19197
		Old	136	103	145	50	148	24	235	169	122	52	5	1	6	1	15	20	64	40	188	73	15	51	57	118	86		1924
	Other	New	1895	1765	869	379	1103	656	789	577	502	590	171	157	144	211	401	541	646	737	1167	742	360	747	379	604	968	2035	22806
		Old	170	229	208	107	189	140	175	171	183	109	41	42	56	46	88	101	160	124	274	213	119	184	152	187	203		
<b>Grand Total</b>			<b>5395</b>	<b>3587</b>	<b>2466</b>	<b>832</b>	<b>2654</b>	<b>1064</b>	<b>2775</b>	<b>2163</b>	<b>1386</b>	<b>1476</b>	<b>326</b>	<b>259</b>	<b>308</b>	<b>349</b>	<b>863</b>	<b>1106</b>	<b>1372</b>	<b>1363</b>	<b>3348</b>	<b>1658</b>	<b>759</b>	<b>1570</b>	<b>973</b>	<b>1584</b>	<b>2256</b>	<b>2035</b>	<b>43927</b>

**Note:**

- (1) Special & Additional Intakes refers to the students admitted on the basis of Special Categories such as blind and differently abled, excelled in fields other than studies, armed forces, foreign, teachers..... etc. , on the recommendation of the Appeals Committee and Additional Intakes for special subjects in Arts such as Japanies, English, History etc. Further,2020/21 admission data includes 109 of additionally increased number for Medicine.
- (2) "Other" refers to students admitted under District quota and Underprivileged District quota.
- (3) Admission to Arts Degree programme is purely on merit however, policy ensures the total number of students admitted from a given district to be not less than the total number admitted from that district in the academic years 1993/94 or 2002/2003, whichever is greater. This adjustment is shown under the Other category
- (4) Includes all other courses conducted in the Architecture Faculty such as Design, Town & Country Planning, Landscape Architecture and Facilities Management too.
- (5) Includes the Management & Information Technology, Information Technology, Information & Communication Technology, Information Technology and Management, Artificial Intelligence,Business Information Systems, Computer Science and Technology, Electronics and Computer Science, Accounting Information Systems etc.
- (6) Includes Nursing, Pharmacy, Medical Laboratories Sciences, Radiography, Physiotherapy, Speech & Hearing Sciences, Occupational Therapy, Optometry, Indigenous Pharmaceutical Technology and Yoga and Parapsychology.

Chart - 06

### ETHNIC COMPOSITION OF UNDERGRADUATE ADMISSIONS BY ACADEMIC PROGRAMME : Academic Year 2020/2021 (Universities and HEIs established under the Universities Act.)

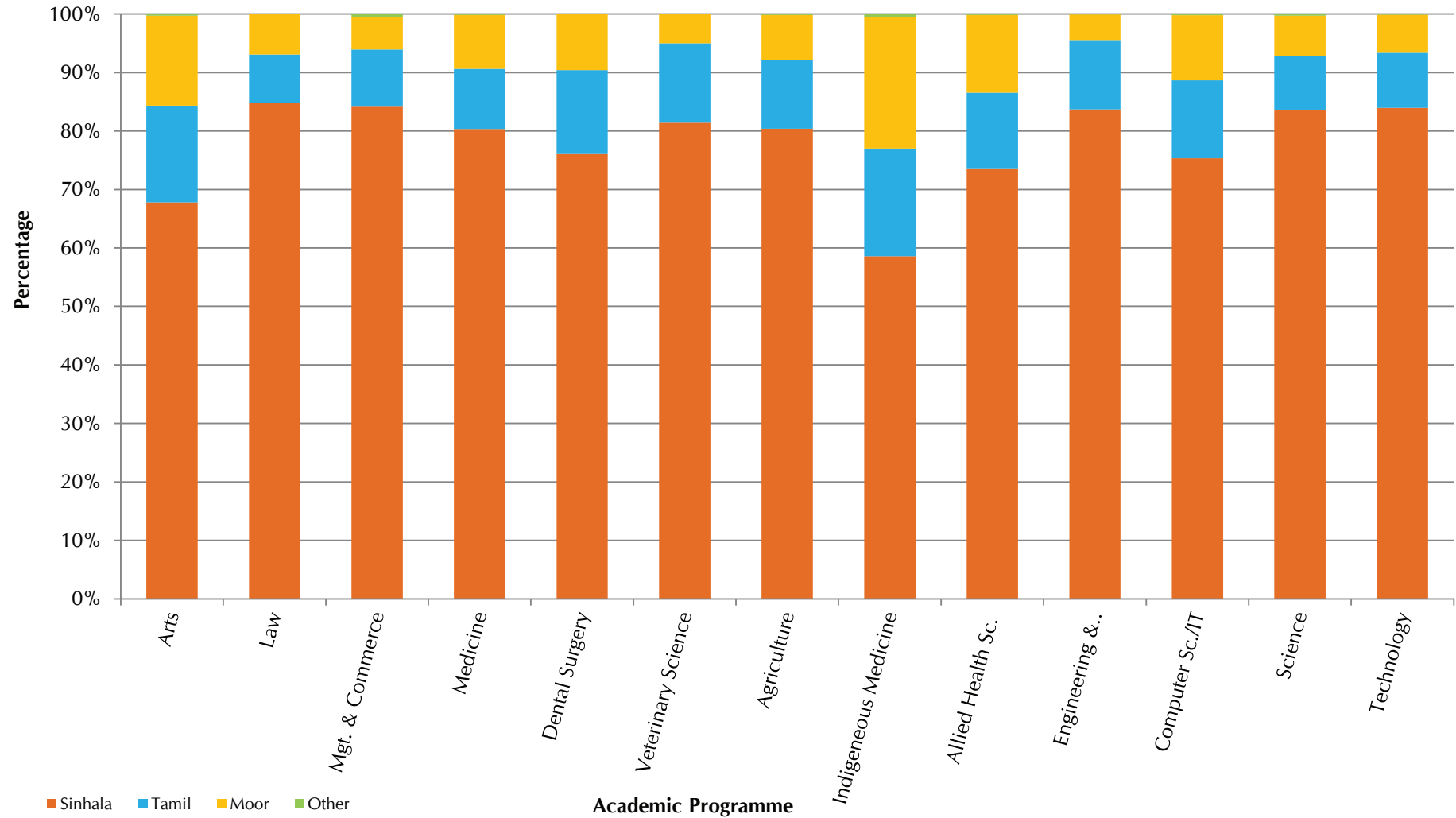


Table 02 - 05

**UNDERGRADUATE ADMISSIONS BY ACADEMIC PROGRAMME, HIGHER EDUCATIONAL INSTITUTION AND ETHNICITY :**  
**Academic Year 2020/2021**  
 (Universities and HEIs established under the Universities Act.)

University/ Campuses/ HEI	Faculty/Academic Programme Ethnicity	Arts	Management	Commerce	Law	Science	Medicine	Dental Surgery	Veterinary Medicine	Agriculture	Engineering	Indigenous Medicine	Allied Health Sciences <sup>(1)</sup>	Fashion Design/ Transport & Logistic Management	Architecture/Quantity Surveying <sup>(2)</sup>	Computer Science/IT <sup>(3)</sup>	Technology	Total	
		Colombo	Sinhala	798	646		306	626	180						138				296
Tamil	20		29		14	42	17						19				25	166	
Moor	60		35		10	24	17						19				8	173	
Other	1		4			3							2				1	11	
Sri Palee Campus	Sinhala	217																217	
	Tamil	2																2	
	Moor	1																1	
	Other																		
Peradeniya	Sinhala	964	119		63	607	201	101	114	275	409		197					3050	
	Tamil	128	35		6	26	15	18	19	33	34		41					355	
	Moor	124	20		6	24	11	14	7	17	12		39					274	
	Other	4	1			3				1			1					10	
Sri Jayewardenepura	Sinhala	1100	1071	133		873	160	26		102	129		205			82	428	4309	
	Tamil	13	67	3		30	16	6		24	33		26			18	26	262	
	Moor	17	35	4		33	10	2		10	8		43			3	21	186	
	Other	1	4	1		2												8	
Kelaniya	Sinhala	1616	629	279		838	166						120			345	169	4162	
	Tamil	16	23	7		40	6						20			46	14	172	
	Moor	18	35	19		40	16						24			21	10	183	
	Other	5	8	4		4	1									1		23	
Moratuwa	Sinhala		141				84				814			155	506	377		2077	
	Tamil		15				2				120			14	76	52		279	
	Moor		6				4				25			4	31	28		98	
	Other		1								2							3	
Jaffna	Sinhala	2	176	119	60	345	47			111	130		104				86	226	1406
	Tamil	840	222	11	22	149	101			82	51	74	66				20	65	1703
	Moor	166	22	5	19	64	26			30	15	48	55				15	28	493
	Other	4		1		3				1		1					1	11	
Ruhuna	Sinhala	797	626			840	234			306	454		304			110	290	3961	
	Tamil	3	11			45	2			30	37		7			3	14	152	
	Moor	5	13			36	16			24	30		20			4	14	162	
	Other	1	1			2	1											5	

Table 02 - 05 (Contd.)

**UNDERGRADUATE ADMISSIONS BY ACADEMIC PROGRAMME, HIGHER EDUCATIONAL INSTITUTION AND ETHNICITY :**  
**Academic Year 2020/2021**  
 (Universities and HEIs established under the Universities Act.)

University/ Campuses/ HEI	Faculty/Academic Programme Ethnicity	Arts	Management	Commerce	Law	Science	Medicine	Dental Surgery	Veterinary Medicine	Agriculture	Engineering	Indigenous Medicine	Allied Health Sciences <sup>(1)</sup>	Fashion Design/ Transport & Logistic Management	Architecture/Quantity Surveying <sup>(2)</sup>	Computer Science/IT <sup>(3)</sup>	Technology	Total
		Eastern	Sinhala		101	140		232	46			93			28			
Tamil	376		76	44		64	22			22			9				31	644
Moor	371		4	2		47	23			20			11				5	483
Other	7		5	1		1												14
Tricomalee Campus	Sinhala	200	235			79						82				74		670
	Tamil	8	17			18						22				26		91
	Moor	3	15			9						30				16		73
	Other		1															1
South Eastern	Sinhala		88	119		218					84					67	163	739
	Tamil	73	11	14		85					16					26	25	250
	Moor	857	78	19		91					14					94	29	1182
	Other	7	2	1		1					1						1	13
Rajarata	Sinhala	548	500			412	172			158						94	298	2182
	Tamil	3	25			20				8						18	15	89
	Moor	3	12			46	28			15						40	34	178
	Other	1														1		2
Sabaragamuwa	Sinhala	377	499			557	89			270						188	218	2198
	Tamil	21	8			64	4			13						43	7	160
	Moor	16	10			30	5			10						15	3	89
	Other	1	1			2	1											5
Wayamba	Sinhala		567			256	115			458							326	1722
	Tamil		24			5	6			52							15	102
	Moor		29			7	15			45							24	120
	Other		4			1											2	7
Uva Wellassa	Sinhala		268			179				493						150	288	1378
	Tamil		49			40				65						49	38	241
	Moor		31			24				41						17	19	132
	Other									3								3
Visual and Performing Arts	Sinhala	768																768
	Tamil	2																2
	Moor																	
	Other																	

Table 02 - 05 (Contd.)

**UNDERGRADUATE ADMISSIONS BY ACADEMIC PROGRAMME, HIGHER EDUCATIONAL INSTITUTION AND ETHNICITY :**  
**Academic Year 2020/2021**  
**(Universities and HEIs established under the Universities Act.)**

University/ Campuses/ HEI	Faculty/Academic Programme Ethnicity	Arts	Management	Commerce	Law	Science	Medicine	Dental Surgery	Veterinary Medicine	Agriculture	Engineering	Indigenous Medicine	Allied Health Sciences <sup>(1)</sup>	Fashion Design/ Transport & Logistic Management	Architecture/Quantity Surveying <sup>(2)</sup>	Computer Science/IT <sup>(3)</sup>	Technology	Total
		Gampaha Wickramarachchi	Sinhala	57	55							51		143	115			
Tamil	13		12							10		11	25				29	100
Moor	6		6							9		21	7				13	62
Other												2						2
Vavuniya	Sinhala		239			163										91	115	608
	Tamil		69			54										24	33	180
	Moor		45			36										20	23	124
	Other		2			1												3
Institute of Indigenous Medicine	Sinhala											221						221
	Tamil											33						33
	Moor											72						72
	Other											1						1
Swami Vipulananda Institute	Sinhala	1																1
	Tamil	296																296
	Moor	42																42
	Other																	
University of Colombo School of Computing	Sinhala															305		305
	Tamil															23		23
	Moor															19		19
	Other															3		3
Total	Sinhala	7445	5960	790	429	6225	1494	127	114	2317	2020	446	1211	155	506	1969	2992	34200
	Tamil	1814	693	79	42	682	191	24	19	339	291	140	213	14	76	348	337	5302
	Moor	1689	396	49	35	511	171	16	7	221	104	171	218	4	31	292	231	4146
	Other	32	34	8		23	3			5	3	4	3			5	5	125
Grand Total <sup>(4)</sup>		10980	7083	926	506	7441	1859	167	140	2882	2418	761	1645	173	613	2614	3565	43773

**Note :**

- (1) Includes Nursing, Pharmacy, Medical Laboratories Sciences, Radiography, Physiotherapy, Speech & Hearing Sciences, Occupational Therapy, Optometry, Indigenous Pharmaceutical Technology and Yoga & Parapsychology.
- (2) Includes all other courses conducted in the Architecture Faculty such as Design, Town & Country Planning, Landscape Architecture and Facilities Management too.
- (3) Includes the Management & Information Technology, Information Technology, Information & Communication Technology, Information Technology and Management, Artificial Intelligence, Business Information Systems, Information Systems, Computer Science and Technology, Electronics and Computer Science, Accounting Information Systems.
- (4) Excludes 154 students who admitted under foreign(44), teachers (1) intakes and additionally increased for medicine (109).